



Royal Agricultural Society of NSW

# Catalogue

2022 Sydney Royal  
Beef Challenge  
Results





Royal Agricultural Society of NSW





# 70 DAY DOMESTIC CLASS RESULTS SUMMARY



**DOMESTIC RESULTS - TEAMS**

LOT	EXHIBITOR
<b>Live Assessment</b>	
1 st 3593	M&D MacCue
2 nd 3613	P Weal
3 rd 3592	M&D MacCue
<b>Feedlot Total</b>	
1 st 3610	Yulgilbar Past Co
2 nd 3602	Yulgilbar Past Co
3 rd 3597	Texas Angus
<b>Carcase Grid</b>	
1 st 3602	Yulgilbar Past Co
2 nd 19 Teams	
<b>Carcase Judge</b>	
1 st 3604	Jarra Park
2 nd 3611	Millner Ag
3 rd 3594	M&D MacCue
<b>Profitability</b>	
1 st 3610	Yulgilbar Past Co
2 nd 3597	Texas Angus
3 rd 3609	Yulgilbar Past Co
<b>Eating Quality</b>	
1 st 3612	Millner Ag
2 nd 3604	Jarra Park
3 rd 3611	Millner Ag
<b>CHAMPION TEAM</b>	
3610	Yulgilbar Past Co
<b>RESERVE CHAMPION TEAM</b>	
3602	Yulgilbar Past Co

**DOMESTIC RESULTS - INDIVIDUAL**

LOT	NUMBER	BREED	SEX	EXHIBITOR
<b>Live Assessment</b>				
1 st 3611	ER725	CHXA	ST	Millner Ag
2 nd 3613	ER735	CHXA	ST	P Weal
3 rd 3613	ER736	CHXA	ST	P Weal
<b>DWG</b>				
1 st 3610	ER715	SG	ST	Yulgilbar Past Co
2 nd 3610	ER716	SG	ST	Yulgilbar Past Co
3 rd 3609	ER708	SG	ST	Yulgilbar Past Co
<b>Dressing %</b>				
1 st 3609	ER711	SG	ST	Yulgilbar Past Co
2 nd 3610	ER719	SG	ST	Yulgilbar Past Co
3 rd 3611	ER722	CHXA	ST	Millner Ag
<b>Feedlot Total</b>				
1 st 3610	ER719	SG	ST	Yulgilbar Past Co
2 nd 3609	ER708	SG	ST	Yulgilbar Past Co
3 rd 3610	ER716	SG	ST	Yulgilbar Past Co
<b>Carcase Grid</b>				
1 st 3602	ER668	SGXA	ST	Yulgilbar Past Co
2 nd 139 Individuals				
<b>Carcase Judge</b>				
1 st 3591	ER605	AA	HF	M&D MacCue
1 st 3604	ER681	AA	ST	Jarra Park
1 st 3610	ER714	SG	ST	Yulgilbar Past Co
1 st 3613	ER733	CHXA	ST	P Weal
<b>Profitability</b>				
1 st 3609	ER708	SG	ST	Yulgilbar Past Co
2 nd 3610	ER719	SG	ST	Yulgilbar Past Co
3 rd 3610	ER716	SG	ST	Yulgilbar Past Co
<b>Eating Quality</b>				
1 st 3614	ER740	CHXA	HF	P Weal
2 nd 3611	ER722	CHXA	ST	Millner Ag
3 rd 3608	ER707	SGXH	ST	Yulgilbar Past Co
<b>CHAMPION INDIVIDUAL</b>				
3611	ER725	CHXA	ST	Millner Ag
<b>RESERVE CHAMPION INDIVIDUAL</b>				
3610	ER716	SG	ST	Yulgilbar Past Co



# 100 DAY EXPORT CLASS RESULTS SUMMARY



**EXPORT RESULTS - TEAMS**

LOT	EXHIBITOR
<b>Live Assessment</b>	
1 st 3578	Texas Angus
2 nd 3580	Texas Angus
3 rd 3579	Texas Angus
<b>Feedlot Total</b>	
1 st 3585	Yulgilbar Pastoral Co.
2 nd 3586	Yulgilbar Pastoral Co.
3 rd 3584	Palgrove Pastoral
<b>Carcase Grid</b>	
1 st 3587	Yulgilbar Pastoral Co.
2 nd 3577	Tookey Creek
3 rd 3579	Texas Angus
3 rd 3580	Texas Angus
3 rd 3586	Yulgilbar Pastoral Co.
<b>Carcase Judge</b>	
1 st 3585	Yulgilbar Pastoral Co.
2 nd 3588	Yulgilbar Pastoral Co.
3 rd 3587	Yulgilbar Pastoral Co.
<b>Profitability</b>	
1 st 3585	Yulgilbar Pastoral Co.
2 nd 3586	Yulgilbar Pastoral Co.
3 rd 3578	Texas Angus
<b>Eating Quality</b>	
1 st 3581	Texas Angus
2 nd 3579	Texas Angus
3 rd 3586	Yulgilbar Pastoral Co.
<b>CHAMPION TEAM</b>	
3585	Yulgilbar Pastoral Co.
<b>RESERVE CHAMPION TEAM</b>	
3587	Yulgilbar Pastoral Co.

**EXPORT RESULTS - INDIVIDUAL**

LOT	NUMBER	BREED	SEX	EXHIBITOR
<b>Live Assessment</b>				
1 st 3578	ER530	AA	Hf	Texas Angus
2 nd 3579	ER534	AA	Hf	Texas Angus
3 rd 3584	ER566	CH	St	Palgrove Pastoral
<b>DWG</b>				
1 st 3578	ER530	AA	Hf	Texas Angus
2 nd 3583	ER561	CHXRA	St	MM Pastoral
3 rd 3580	ER540	AA	Hf	Texas Angus
<b>Dressing %</b>				
1 st 3582	ER553	CHXA	St	Millner Ag
2 nd 3582	ER556	CHXA	St	Millner Ag
3 rd 3585	ER573	SGXCH	St	Yulgilbar Pastoral Co.
<b>Feedlot Total</b>				
1 st 3585	ER573	SGXCH	St	Yulgilbar Pastoral Co.
2 nd 3586	ER580	SGXH	St	Yulgilbar Pastoral Co.
3 rd 3584	ER566	CH	St	Palgrove Pastoral
<b>Carcase Grid</b>				
1 st	43 individuals			
2 nd				
3 rd				
<b>Carcase Judge</b>				
1 st 3588	ER588	SG	St	Yulgilbar Pastoral Co.
2 nd 3585	ER574	SGXCH	St	Yulgilbar Pastoral Co.
2 nd 3586	ER579	SGXH	St	Yulgilbar Pastoral Co.
2 nd 3588	ER587	SG	St	Yulgilbar Pastoral Co.
<b>Profitability</b>				
1 st 3585	ER573	SGXCH	St	Yulgilbar Pastoral Co.
2 nd 3586	ER580	SGXH	St	Yulgilbar Pastoral Co.
3 rd 3580	ER543	AA	Hf	Texas Angus
<b>Eating Quality</b>				
1 st 3581	ER545	AA	Hf	Texas Angus
2 nd 3579	ER537	AA	Hf	Texas Angus
3 rd 3581	ER550	AA	Hf	Texas Angus
<b>CHAMPION INDIVIDUAL</b>				
3585	ER573	SGXCH	St	Yulgilbar Pastoral Co.
<b>RESERVE CHAMPION INDIVIDUAL</b>				
3580	ER543	AA	Hf	Texas Angus

# 70 DAY DOMESTIC CLASS RESULTS









Lot / Exhibitor	Tag	Sex	Breed	Live Assessment		ADG Pts	Dress % Pts	Feedlot Total	Carcase Grid Pts	Carcase Judge	Carcase		Eating Quality		P/L		TOTAL	PLACE	TASTE TEST AWARDS
				Pen	Individual						Rank	Pts	MSA	Pts					
3600 Truro Whiteface	ER654	HF	HH	0		15.963	1.835	17.799	20.83	27.45	1	25	59.46	3.33	\$ 161.52	13.66	83.08	94	
	ER655	HF	HH			15.214	3.323	18.537	20.83	26.67			60.74	3.33	\$ 183.89	15.55	84.93	86	
	ER656	HF	HH			14.485	3.367	17.851	16.67	27.45			59.79	3.33	\$ 159.75	13.51	78.81	118	
	ER657	HF	HH			13.926	4.962	18.889	20.83	26.27			60.69	3.33	\$ 172.48	14.59	83.92	90	
	ER658	HF	HH			15.582	4.370	19.952	20.83	22.75			58.42	1.67	\$ 250.34	21.18	86.37	78	
	ER659	HF	HH			15.037	5.478	20.515	20.83	26.67			59.95	3.33	\$ 263.02	22.25	93.60	47	
				0		90.208	23.336	209.991	120.83	157.25		25	359.05	18.33	\$ 1,191.00	100.74	632.15	14	
						62.201	34.247												

Lot / Exhibitor	Tag	Sex	Breed	Live Assessment		ADG Pts	Dress % Pts	Feedlot Total	Carcase Grid Pts	Carcase Judge	Carcase		Eating Quality		P/L		TOTAL	PLACE	TASTE TEST AWARDS
				Pen	Individual						Rank	Pts	MSA	Pts					
3601 Truro Whiteface	ER660	HF	HH	0		13.855	3.249	17.104	16.67	26.27			60.12	3.33	\$ 123.69	10.46	73.84	130	
	ER661	HF	HH			13.976	4.016	17.992	20.83	23.14			63.36	6.67	\$ 160.18	13.55	82.18	96	
	ER662	HF	HH			14.431	5.130	19.560	20.83	27.84			59.72	3.33	\$ 225.16	19.05	90.62	57	
	ER663	HF	HH			15.515	4.429	19.944	20.83	23.14	1	5	61.26	5.00	\$ 244.59	20.69	89.60	62	
	ER664	HF	HH			13.115	4.721	17.836	20.83	28.24			60.59	3.33	\$ 139.88	11.83	82.07	97	
	ER665	HF	HH			15.346	3.281	18.627	20.83	26.27			59.50	3.33	\$ 192.55	16.29	85.36	85	
				0		86.238	24.826	205.810	120.83	154.90		5	364.55	25.00	\$ 1,086.06	91.86	603.41	19	
						59.885	34.861												

Lot / Exhibitor	Tag	Sex	Breed	Live Assessment		ADG Pts	Dress % Pts	Feedlot Total	Carcase Grid Pts	Carcase Judge	Carcase		Eating Quality		P/L		TOTAL	PLACE	TASTE TEST AWARDS
				Pen	Individual						Rank	Pts	MSA	Pts					
3602 Yulgilbar Past Co	ER666	ST	SGXA	4		16.323	7.214	23.536	20.83	28.63	1	25	61.56	5.00	\$ 339.58	28.72	106.72	14	
	ER667	ST	SGXA			15.896	8.246	24.142	20.83	23.92			61.84	5.00	\$ 371.86	31.45	105.35	17	
	ER668	ST	SGXA			13.552	5.802	19.354	25.00	23.14			58.85	1.67	\$ 132.51	11.21	80.37	107	
	ER669	ST	SGXA			15.279	5.522	20.801	20.83	27.84			62.35	5.00	\$ 201.07	17.01	91.48	54	
	ER670	ST	SGXA			16.147	4.579	20.726	20.83	24.31			60.78	3.33	\$ 210.11	17.77	86.98	72	
	ER671	ST	SGXA		6	10	18.344	5.304	23.648	20.83	27.84			62.55	5.00	\$ 352.41	29.81	117.13	5
				52.5		95.541	36.666	218.389	129.17	155.69		25	367.93	25.00	\$ 1,607.54	135.97	741.72	2	
						51.976	34.206												

Lot / Exhibitor	Tag	Sex	Breed	Live Assessment		ADG Pts	Dress % Pts	Feedlot Total	Carcase Grid Pts	Carcase Judge	Carcase		Eating Quality		P/L		TOTAL	PLACE	TASTE TEST AWARDS	
				Pen	Individual						Rank	Pts	MSA	Pts						
3603 Jarrah Park	ER672	ST	AA	9	7	9	15.903	5.345	21.247	20.83	25.10		64.07	6.67	\$ 224.73	19.01	101.85	25		
	ER673	ST	AA				14.387	4.421	18.808	20.83	26.27		61.77	5.00	\$ 104.37	8.83	79.74	110		
	ER674	ST	AA				14.340	3.667	18.007	20.83	23.92		60.42	3.33	\$ 77.01	6.51	72.61	133		
	ER675	ST	AA				15.431	6.406	21.836	20.83	25.88		60.14	3.33	\$ 266.29	22.52	94.41	41		
	ER676	ST	AA				15.364	4.524	19.887	20.83	28.24	1	20	63.35	6.67	\$ 170.53	14.42	90.05	59	
	ER677	ST	AA				12.307	5.258	17.565	20.83	29.02			61.23	5.00	\$ 53.43	4.52	76.94	121	
				15		87.732	29.620	207.303	125.00	158.43		20	370.98	30.00	\$ 896.36	75.82	631.55	15		
						55.288	34.663													

Lot / Exhibitor	Tag	Sex	Breed	Live Assessment		ADG Pts	Dress % Pts	Feedlot Total	Carcase Grid Pts	Carcase Judge	Carcase		Eating Quality		P/L		TOTAL	PLACE	TASTE TEST AWARDS
				Pen	Individual						Rank	Pts	MSA	Pts					
3604 Jarrah Park	ER678	ST	AA	0		12.994	5.810	18.803	20.83	28.24			62.07	5.00	\$ 114.93	9.72	82.59	95	
	ER679	ST	AA			14.277	6.197	20.474	20.83	29.02			63.06	6.67	\$ 201.30	17.03	94.02	43	
	ER680	ST	AA			14.286	5.931	20.217	20.83	24.71			62.80	5.00	\$ 185.61	15.70	86.46	76	
	ER681	ST	AA			15.175	4.558	19.733	20.83	29.80			63.52	6.67	\$ 174.28	14.74	91.78	51	
	ER682	ST	AA			17.764	5.884	23.648	20.83	28.63	1	15	63.35	6.67	\$ 367.45	31.08	110.86	11	
	ER683	ST	AA			11.621	6.354	17.975	20.83	27.45			61.70	5.00	\$ 63.34	5.36	76.62	123	
				0		86.117	34.733	201.284	125.00	167.84		15	376.50	35.00	\$ 1,106.91	93.63	637.75	13	
						45.428	35.006												









# 100 DAY EXPORT CLASS RESULTS









Lot / Exhibitor	Tag	Sex	Breed	Live Assessment		ADG Pts	Dress % Pts	Feedlot Total	Carcase Grid Pts	Carcase Judge	Carcase Rank Pts		Eating Quality MSA Pts		P/L		TOTAL	PLACE	TASTE TEST AWARDS
				Pen	Individual						Rank	Pts	MSA	Pts					
3582 Millner Ag	ER551	St	CHXA	0		13.887	9.636	23.523	20.83	23.53	1	20	61.26	5.00	\$ 33.96	4.33	77.22	42	
	ER552	St	CHXA			9.883	10.406	20.288	20.83	24.71			60.93	3.33	-\$ 211.11	-26.93	42.23	64	
	ER553	St	CHXA			8.535	10.714	19.249	20.83	21.57			59.17	3.33	-\$ 159.70	-20.37	44.61	63	
	ER554	St	CHXA			8.781	8.262	17.043	14.58	23.53			60.85	3.33	-\$ 389.16	-49.65	8.84	70	
	ER555	St	CHXA			4.754	9.988	14.742	0.00	15.69			59.82	3.33	-\$ 692.02	-88.29	-54.53	71	
	ER556	St	CHXA			11.730	10.714	22.444	20.83	20.78			60.98	3.33	-\$ 10.32	-1.32	66.08	48	
				0		57.569	59.721	183.584	97.92	129.80		20	363.01	21.67	-\$ 1,428.35	-182.23			
						32.584	33.709										270.74	11	

Lot / Exhibitor	Tag	Sex	Breed	Live Assessment		ADG Pts	Dress % Pts	Feedlot Total	Carcase Grid Pts	Carcase Judge	Carcase Rank Pts		Eating Quality MSA Pts		P/L		TOTAL	PLACE	TASTE TEST AWARDS
				Pen	Individual						Rank	Pts	MSA	Pts					
3583 MM Pastoral	ER557	St	CHXRA	0		0.000	0.000	0.000	0.00	0.00			0.00	0.00	-\$ 2,812.40	-358.81	-358.81	72	
	ER558	St	CHXRA			13.106	8.402	21.508	20.83	15.69			62.04	5.00	-\$ 45.62	-5.82	57.21	53	
	ER559	St	CHXRA			19.805	7.438	27.243	20.83	25.10	1	25	61.88	5.00	\$ 377.12	48.11	126.29	5	
	ER560	St	CHXRA			13.689	10.170	23.858	20.83	22.35			62.59	5.00	\$ 84.56	10.79	82.83	38	
	ER561	St	CHXRA			20.389	4.163	24.552	20.83	24.71			61.53	5.00	\$ 203.81	26.00	101.09	20	
	ER562	St	CHXRA			17.784	7.613	25.396	20.83	24.31			62.31	5.00	\$ 238.08	30.37	105.92	15	
				0		84.772	37.785	108.379	104.17	112.16		25	310.35	25.00	-\$ 1,954.45	-249.35			
						-23.048	8.870										125.35	12	

Lot / Exhibitor	Tag	Sex	Breed	Live Assessment		ADG Pts	Dress % Pts	Feedlot Total	Carcase Grid Pts	Carcase Judge	Carcase Rank Pts		Eating Quality MSA Pts		P/L		TOTAL	PLACE	TASTE TEST AWARDS
				Pen	Individual						Rank	Pts	MSA	Pts					
3584 Palgrove Pastoral	ER563	St	CH	4		12.226	8.366	20.592	20.83	23.53			62.41	5.00	-\$ 126.35	-16.12	53.83	56	
	ER564	St	CH			15.786	10.339	26.126	0.00	19.61			63.07	6.67	\$ 245.90	31.37	83.77	36	
	ER565	St	CH			13.581	9.732	23.313	20.83	21.96			62.47	5.00	\$ 50.52	6.44	77.55	41	
	ER566	St	CH		3	13	17.151	10.284	27.436	20.83	24.31		61.24	5.00	\$ 343.08	43.77	134.35	3	
	ER567	St	CH			16.062	8.223	24.285	20.83	21.57			60.61	3.33	\$ 141.83	18.09	88.11	32	
	ER568	St	CH			12.393	10.152	22.545	0.00	20.39			59.60	3.33	-\$ 52.20	-6.66	39.61	66	
				57		87.201	57.096	224.398	83.33	131.37		0	369.40	28.33	\$ 602.77	76.90			
						45.466	34.635										601.34	7	

Lot / Exhibitor	Tag	Sex	Breed	Live Assessment		ADG Pts	Dress % Pts	Feedlot Total	Carcase Grid Pts	Carcase Judge	Carcase Rank Pts		Eating Quality MSA Pts		P/L		TOTAL	PLACE	TASTE TEST AWARDS
				Pen	Individual						Rank	Pts	MSA	Pts					
3585 Yulgilbar Pastoral Co.	ER569	St	SGXCH	6		14.481	10.714	25.195	0.00	21.57			63.40	6.67	\$ 236.36	30.15	83.58	37	
	ER570	St	SGXCH			14.765	9.448	24.213	18.75	26.67			61.33	5.00	\$ 158.27	20.19	94.82	24	
	ER571	St	SGXCH			16.330	8.303	24.632	20.83	23.92			63.06	6.67	\$ 216.46	27.62	103.67	17	
	ER572	St	SGXCH			15.813	10.150	25.963	20.83	26.27			61.11	5.00	\$ 271.09	34.59	112.66	10	
	ER573	St	SGXCH			18.412	10.714	29.126	20.83	25.88	1	10	63.26	6.67	\$ 523.74	66.82	149.33	1	
	ER574	St	SGXCH			15.034	9.415	24.449	20.83	27.06			63.41	6.67	\$ 161.72	20.63	99.64	21	
				45		94.835	58.744	241.222	102.08	151.37		10	375.57	36.67	\$ 1,567.64	200.00			
						53.316	34.328										786.34	1	

Lot / Exhibitor	Tag	Sex	Breed	Live Assessment		ADG Pts	Dress % Pts	Feedlot Total	Carcase Grid Pts	Carcase Judge	Carcase Rank Pts		Eating Quality MSA Pts		P/L		TOTAL	PLACE	TASTE TEST AWARDS
				Pen	Individual						Rank	Pts	MSA	Pts					
3586 Yulgilbar Pastoral Co.	ER575	St	SGXH	0		12.788	9.685	22.473	18.75	20.39			62.67	5.00	\$ 6.70	0.86	67.47	45	
	ER576	St	SGXH			15.953	8.497	24.450	18.75	17.25			62.65	5.00	\$ 211.17	26.94	92.40	28	
	ER577	St	SGXH			15.410	10.690	26.100	20.83	23.14			62.74	5.00	\$ 245.21	31.28	106.35	13	
	ER578	St	SGXH			17.662	6.740	24.402	16.67	20.78	1	10	63.87	6.67	\$ 190.69	24.33	92.85	26	
	ER579	St	SGXH			16.405	8.746	25.151	20.83	27.06			63.07	6.67	\$ 243.26	31.03	110.74	11	
	ER580	St	SGXH			19.526	9.364	28.890	16.67	21.57			64.70	6.67	\$ 458.56	58.50	132.30	4	
				0		97.744	53.722	228.889	112.50	130.20		10	379.70	35.00	\$ 1,355.60	172.95			
						43.188	34.234										689.53	3	





**For satisfied  
customers every time  
serve MSA graded beef**



**MSA provides consistent quality beef, ensuring your  
customers enjoy tender, juicy cuts every time.**

For more information on how MSA can help reinforce your brand's  
reputation for quality, visit [m1a.com.au/m1a](http://m1a.com.au/m1a)

Meat Standards Australia (MSA) is managed by Meat & Livestock Australia on behalf of Australian beef and sheep producers.





# The wireless weigh.



## Wireless Loadbars

Eliminate the most common failure point of traditional Loadbars - the cables. Send weights straight to your Gallagher TW Weigh Scale or Animal Performance mobile app with Bluetooth connectivity.

Scan here to contact us for more info or to book a demo with your local Territory Manager.



Discover more at [am.gallagher.com](http://am.gallagher.com)





# 70 DAY DOMESTIC CLASS DATA SUMMARY









3590







3591







3592







3593







3594







3595







3596







3597







3598







3599







3600







3601







3602







3603







3604







3605







3606







3607







3608







3609







3610







3611







3612







3613







3614





**P E R F O R M A N C E  
F E E D S**

*Specialists in  
Feedlot Supplements*

Performance Feeds has been custom formulating a complete range of feedlot supplements since 1994, which has brought a new era of feedlot supplementation to the Australian feedlot industry.

**Call: 1800 300 593**

**[www.performancefeeds.com.au](http://www.performancefeeds.com.au)**



# 100 DAY EXPORT CLASS DATA SUMMARY









3577







3578

### FEEDLOT PERFORMANCE

Lot / Exhibitor	Tag	NLIS Tag	Mngt Tag	Sex	Breed	Dent	Wht In	Exit Wht	Wht Gain	ADG	ADG Pts	Dress %	Dress% Pts	Intake		Feedlot Total
														AF	FCE	
3579 Texas Angus	ER533	900 093002360262	R201	Hf	AA	0	436	660	224	2.216	15.830	55.076%	7.581	14.00	6.31	23.411
	ER534	951 000318230046	R762	Hf	AA	0	467	724	257	2.543	18.163	54.558%	7.026	14.00	5.50	25.189
	ER535	951 000318229268	R491	Hf	AA	0	452	632	180	1.781	12.720	53.639%	6.042	14.00	7.86	18.762
	ER536	951 000318229743	R786	Hf	AA	0	447	658	212	2.094	14.958	56.763%	9.389	14.00	6.68	24.346
	ER537	951 000318229291	R489	Hf	AA	0	439	674	235	2.327	16.621	54.822%	7.309	14.00	6.01	23.930
	ER538	951 000318230363	R536	Hf	AA	0	433	654	221	2.185	15.605	53.976%	6.402	14.00	6.41	22.008
										2.191	93.897	54.806%	43.750		6.46	220.88
										0.253	48.821	0.011	34.41			300

### CARCASE GRID

Lot / Exhibitor	Tag	Dent	HSCW	P8	Marble	MC	FC	RF	EMA	Hump Height	Oss	PH1	Rate	Gross Value	Carcase Pts	Dent Pts	Total Score
	ER534	0	395.0	27	470	2	0	9	86	70	160	5.56	\$ 9.05	\$ 3,574.76	40	0	16.67
	ER535	2	339.0	21	570	2	0	6	76	65	140	5.54	\$ 9.15	\$ 3,101.86	50	0	20.83
Texas Angus	ER536	2	373.5	23	780	1C	0	9	89	55	170	5.57	\$ 9.15	\$ 3,417.53	50	0	20.83
	ER537	0	369.5	18	970	1B	0	12	89	50	150	5.57	\$ 9.15	\$ 3,380.93	50	0	20.83
	ER538	0	353.0	28	340	3	0	11	86	75	160	5.5	\$ 9.05	\$ 3,194.65	40	0	16.67
																112.50	
																150.00	


### CARCASE JUDGING

Lot / Exhibitor	Tag	P8 Fat	Pts (15)	Rib Fat	Pts (15)	Fat Colour	Pts (10)	Meat Colour	Pts (15)	Marble	Pts (5)	EMA	Pts (15)	Oss	Pts (15)	Total Score	Carcase Selection	
																	Rank	Points
3579 Texas Angus	ER533	28	0	6	10	1	8	2	11	2	3.5	95	12	170	6	19.80	1	15
	ER534	27	0	9	15	0	10	2	11	2	3.5	86	7	160	8	21.37		
	ER535	21	0	6	10	0	10	2	11	3	5	76	7	140	8	20.00		
	ER536	23	0	9	15	0	10	1C	14	5	3	89	9	170	6	22.35		
	ER537	18	6	12	14	0	10	1B	15	7	1	89	9	150	8	24.71		
	ER538	28	0	11	15	0	10	3	5	1	2	86	9	160	8	19.22		
Total																127.45	15	
Total																200.00	25	

### PROFITABILITY

Lot / Exhibitor	Tag	Value In		Value Out			Charges			P/L	
		\$ / Kg	\$ / Hd	Rate	Gross	Sale Costs	Processi	Feed	Vet	\$/Hd	Pts
3579 Texas Angus	ER533	\$ 5.55	\$ 2,420.69	\$ 9.10	\$ 3,307.85	\$ 72.99	\$ 15.00	\$ 666.72	\$ -	\$ 132.45	16.90
	ER534	\$ 5.55	\$ 2,592.85	\$ 9.05	\$ 3,574.76	\$ 72.99	\$ 15.00	\$ 666.72	\$ -	\$ 227.20	28.99
	ER535	\$ 5.55	\$ 2,509.38	\$ 9.15	\$ 3,101.86	\$ 72.99	\$ 15.00	\$ 666.72	\$ -	\$ 162.23	-20.70
	ER536	\$ 5.55	\$ 2,478.08	\$ 9.15	\$ 3,417.53	\$ 72.99	\$ 15.00	\$ 666.72	\$ -	\$ 184.74	23.57
	ER537	\$ 5.55	\$ 2,436.34	\$ 9.15	\$ 3,380.93	\$ 72.99	\$ 15.00	\$ 666.72	\$ -	\$ 189.88	24.22
	ER538	\$ 5.55	\$ 2,405.04	\$ 9.05	\$ 3,194.65	\$ 72.99	\$ 15.00	\$ 666.72	\$ -	\$ 34.90	4.45
Total										\$ 606.94	77.43
Total										\$ 1,567.64	200

### LIVE ASSESSMENT / SUMMARY

Lot / Exhibitor	Tag	Live Assessment		ADG Pts	Dress % Pts	Carcase Grid Pts	Carcase Judge	Carcase Selection	Eating Quality		P/L		TOTAL	PLACE	TASTE TEST AWARDS
		Pen	Individual						MSA	Pts					
3579 Texas Angus	ER533	3		15.830	7.581	16.67	19.80		61.56	5.00	\$ 132.45	16.90	81.78	39	
	ER534		14	18.163	7.026	16.67	21.37	15	63.48	6.67	\$ 227.20	28.99	112.88	9	
	ER535			12.720	6.042	20.83	20.00		65.43	8.33	-\$ 162.23	-20.70	47.23	61	
	ER536			14.958	9.389	20.83	22.35		66.24	8.33	\$ 184.74	23.57	99.44	22	
	ER537			16.621	7.309	20.83	24.71		68.66	8.33	\$ 189.88	24.22	102.03	19	
	ER538			15.605	6.402	16.67	19.22		61.25	5.00	\$ 34.90	4.45	67.34	47	
		63		93.897	43.750	112.50	127.45	15	386.62	41.67	\$ 606.94	77.43	657.93	6	





3579







3580

**FEEDLOT PERFORMANCE**

Lot / Exhibitor	Tag	NLIS Tag	Mngt Tag	Sex	Breed	Dent	Wht In	Exit Wht	Wht Gain	ADG	ADG Pts	Dress %	Dress% Pts	Intake		Feedlot Total
														AF	FCE	
3581 Texas Angus	ER545	900 093002364404	R233	Hf	AA	0	402	598	196	1.937	13.839	56.187%	8.772	14.00	7.22	22.611
	ER546	900 093002353371	R288	Hf	AA	0	377	616	239	2.367	16.907	53.815%	6.230	14.00	5.91	23.137
	ER547	951 000318230286	R514	Hf	AA	0	396	570	174	1.725	12.324	56.579%	9.192	14.00	8.11	21.516
	ER548	900 093002341635	R231	Hf	AA	0	433	614	181	1.789	12.777	55.375%	7.901	14.00	7.82	20.678
	ER549	900 093002352513	R347	Hf	AA	0	424	616	192	1.902	13.583	50.812%	3.013	14.00	7.36	16.595
	ER550	900 093002352729	R323	Hf	AA	0	388	600	212	2.097	14.977	55.667%	8.214	14.00	6.67	23.192
										1.969	84.406	54.739%	43.322	7.18		211.49
										0.233	50.600	0.021	33.16			300

**CARCASE GRID**

Lot / Exhibitor	Tag	Dent	HSCW	P8	Marble	MC	FC	RF	EMA	Hump Height	Oss	PH1	Rate	Gross Value	Carcase		Total Score
															Pts	Dent Pts	
3581 Texas Angus	ER545	2	336.0	22	890	2	0	9	83	65	130	5.61	\$ 9.15	\$ 3,074.41	50	0	20.83
	ER546	2	331.5	29	550	2	1	9	85	55	160	5.54	\$ 9.05	\$ 3,000.08	40	0	16.67
	ER547	0	322.5	28	390	2	1	10	87	55	150	5.56	\$ 9.05	\$ 2,918.63	40	0	16.67
	ER548	2	340.0	20	310	2	1	6	77	60	120	5.56	\$ 9.15	\$ 3,111.01	50	0	20.83
	ER549	0	313.0	30	810	1C	0	13	87	80	160	5.51	\$ 9.05	\$ 2,832.66	35	0	14.58
	ER550	2	334.0	18	680	2	1	9	86	65	150	5.58	\$ 9.15	\$ 3,056.10	50	0	20.83
																110.42	150.00


**CARCASE JUDGING**

Lot / Exhibitor	Tag	P8 Fat	Pts (15)	Rib Fat	Pts (15)	Fat Colour	Pts (10)	Meat Colour	Pts (15)	Marble	Pts (5)	EMA	Pts (15)	Oss	Pts (15)	Total Score	Carcase Selection	
																	Rank	Points
3581 Texas Angus	ER545	22	0	9	15	0	10	2	11	6	2	83	9	130	10	22.35	1	15
	ER546	29	0	9	15	1	8	2	11	3	5	85	10	160	8	22.35		
	ER547	28	0	10	15	1	8	2	11	1	2	87	12	150	8	21.96		
	ER548	20	2	6	10	1	8	2	11	1	2	77	7	120	10	19.61	2	
	ER549	30	0	13	12	0	10	1C	14	6	2	87	12	160	8	22.75		
	ER550	18	6	9	15	1	8	2	11	4	4	86	10	150	8	24.31	3	
Total																133.33	15	
																200.00	25	

**PROFITABILITY**

Lot / Exhibitor	Tag	Value In		Value Out			Charges			P/L	
		\$ / Kg	\$ / Hd	Rate	Gross	Sale Costs	Processi	Feed	Vet	\$/Hd	Pts
3581 Texas Angus	ER545	\$ 5.55	\$ 2,232.88	\$ 9.15	\$ 3,074.41	\$ 72.99	\$ 15.00	\$ 666.72	\$ -	\$ 86.82	11.08
	ER546	\$ 5.55	\$ 2,092.02	\$ 9.05	\$ 3,000.08	\$ 72.99	\$ 15.00	\$ 666.72	\$ -	\$ 153.35	19.56
	ER547	\$ 5.55	\$ 2,196.36	\$ 9.05	\$ 2,918.63	\$ 72.99	\$ 15.00	\$ 666.72	\$ -	\$ 32.44	-4.14
	ER548	\$ 5.55	\$ 2,405.04	\$ 9.15	\$ 3,111.01	\$ 72.99	\$ 15.00	\$ 666.72	\$ -	\$ 48.74	-6.22
	ER549	\$ 5.55	\$ 2,352.87	\$ 9.05	\$ 2,832.66	\$ 72.99	\$ 15.00	\$ 666.72	\$ -	\$ 274.92	-35.07
	ER550	\$ 5.55	\$ 2,154.62	\$ 9.15	\$ 3,056.10	\$ 72.99	\$ 15.00	\$ 666.72	\$ -	\$ 146.77	18.72
Total										\$ 30.84	3.93
										\$ 1,567.64	200

**LIVE ASSESSMENT / SUMMARY**

Lot / Exhibitor	Tag	Live Assessment		ADG Pts	Dress % Pts	Carcase Grid Pts	Carcase Judge	Carcase Selection	Eating Quality		P/L		TOTAL	PLACE	TASTE TEST AWARDS
		Pen	Individual						MSA	Pts					
3581 Texas Angus	ER545	7		13.839	8.772	20.83	22.35	15	69.24	8.33	\$ 86.82	11.08	85.21	34	
	ER546			16.907	6.230	16.67	22.35		64.22	6.67	\$ 153.35	19.56	88.39	31	
	ER547			12.324	9.192	16.67	21.96		62.37	5.00	-\$ 32.44	-4.14	61.00	50	
	ER548			12.777	7.901	20.83	19.61		63.02	6.67	-\$ 48.74	-6.22	61.57	49	
	ER549			13.583	3.013	14.58	22.75		65.75	8.33	-\$ 274.92	-35.07	27.18	67	
	ER550			14.977	8.214	20.83	24.31		66.29	8.33	\$ 146.77	18.72	95.40	23	
		39		84.406	43.322	110.42	133.33	15	390.89	43.33	\$ 30.84	3.93	556.51	8	





3581







3582







3583







3584







3585







3586

**FEEDLOT PERFORMANCE**

Lot / Exhibitor	Tag	NLIS Tag	Mngt Tag	Sex	Breed	Dent	Wht In	Exit Wht	Wht Gain	ADG	ADG Pts	Dress %	Dress% Pts	Intake		Feedlot Total
														AF	FCE	
3587 Yulgilbar Pastoral Co.	ER581	982 123752749916	R1018	St	SGXA	0	368	540	172	1.708	12.197	56.111%	8.690	14.00	8.20	20.887
	ER582	982 123752749952	R982	St	SGXA	0	355	582	227	2.244	16.031	56.100%	8.678	14.00	6.24	24.709
	ER583	982 123752749994	R940	St	SGXA	0	398	602	204	2.024	14.454	54.817%	7.304	14.00	6.92	21.758
	ER584	982 123752749900	R1034	St	SGXA	0	372	646	274	2.710	19.361	54.721%	7.201	14.00	5.16	26.562
	ER585	982 123752749988	R946	St	SGXA	0	395	654	259	2.566	18.331	54.358%	6.812	14.00	5.45	25.143
	ER586	982 123752749918	R1016	St	SGXA	0	359	622	263	2.603	18.594	52.894%	5.243	14.00	5.38	23.838
										2.309	98.967	54.834%	43.930		6.22	213.77
										0.390	36.587	0.012	34.28			300

**CARCASE GRID**

Lot / Exhibitor	Tag	Dent	HSCW	P8	Marble	MC	FC	RF	EMA	Hump Height	Oss	PH1	Rate	Gross Value	Carcase		Total Score
															Pts	Dent Pts	
3587 Yulgilbar Pastoral Co.	ER581	0	303.0	23	320	3	0	6	83	65	120	5.57	\$ 9.20	\$ 2,787.60	45	0	18.75
	ER582	2	326.5	12	320	2	1	6	89	75	110	5.56	\$ 9.20	\$ 3,003.80	50	0	20.83
	ER583	0	330.0	23	330	2	0	6	77	60	110	5.59	\$ 9.20	\$ 3,036.00	50	0	20.83
	ER584	0	353.5	18	310	2	0	6	83	75	130	5.56	\$ 9.20	\$ 3,252.20	50	0	20.83
	ER585	0	355.5	21	330	2	0	9	81	70	110	5.58	\$ 9.20	\$ 3,270.60	50	0	20.83
	ER586	0	329.0	12	310	2	1	5	89	65	110	5.57	\$ 9.20	\$ 3,026.80	50	0	20.83
																122.92	
																150.00	


**CARCASE JUDGING**

Lot / Exhibitor	Tag	P8 Fat	Pts (15)	Rib Fat	Pts (15)	Fat Colour	Pts (10)	Meat Colour	Pts (15)	Marble	Pts (5)	EMA	Pts (15)	Oss	Pts (15)	Total Score	Carcase Selection	
																	Rank	Points
3587 Yulgilbar Pastoral Co.	ER581	23	0	6	10	0	10	3	5	1	2	83	11	120	10	18.82		
	ER582	12	15	6	10	1	8	2	11	1	2	89	11	110	10	26.27		
	ER583	23	0	6	10	0	10	2	11	1	2	77	7	110	10	19.61		
	ER584	18	6	6	10	0	10	2	11	1	2	83	8	130	10	22.35	1	15
	ER585	21	0	9	15	0	10	2	11	1	2	81	8	110	10	21.96		
	ER586	12	15	5	6	1	8	2	11	1	2	89	11	110	10	24.71		
Total																133.73		15
Total																200.00		25

**PROFITABILITY**

Lot / Exhibitor	Tag	Value In		Value Out			Charges			P/L	
		\$ / Kg	\$ / Hd	Rate	Gross	Sale Costs	Processi	Feed	Vet	\$/Hd	Pts
3587 Yulgilbar Pastoral Co.	ER581	\$ 5.75	\$ 2,113.36	\$ 9.20	\$ 2,787.60	\$ 72.99	\$ 15.00	\$ 666.72	\$ -	\$ 80.47	-10.27
	ER582	\$ 5.75	\$ 2,043.09	\$ 9.20	\$ 3,003.80	\$ 72.99	\$ 15.00	\$ 666.72	\$ -	\$ 206.00	26.28
	ER583	\$ 5.75	\$ 2,286.32	\$ 9.20	\$ 3,036.00	\$ 72.99	\$ 15.00	\$ 666.72	\$ -	\$ 5.03	-0.64
	ER584	\$ 5.75	\$ 2,140.38	\$ 9.20	\$ 3,252.20	\$ 72.99	\$ 15.00	\$ 666.72	\$ -	\$ 357.11	45.56
	ER585	\$ 5.75	\$ 2,270.10	\$ 9.20	\$ 3,270.60	\$ 72.99	\$ 15.00	\$ 666.72	\$ -	\$ 245.79	31.36
	ER586	\$ 5.75	\$ 2,064.71	\$ 9.20	\$ 3,026.80	\$ 72.99	\$ 15.00	\$ 666.72	\$ -	\$ 207.38	26.46
Total										\$ 930.77	118.75
Total										\$ 1,567.64	200

**LIVE ASSESSMENT / SUMMARY**

Lot / Exhibitor	Tag	Live Assessment		ADG Pts	Dress % Pts	Carcase Grid Pts	Carcase Judge	Carcase Selection	Eating Quality		P/L		TOTAL	PLACE	TASTE TEST AWARDS
		Pen	Individual						MSA	Pts					
3587 Yulgilbar Pastoral Co.	ER581	5		12.197	8.690	18.75	18.82		62.35	5.00	-\$ 80.47	-10.27	53.19	57	
	ER582			16.031	8.678	20.83	26.27		63.11	6.67	\$ 206.00	26.28	104.76	16	
	ER583			14.454	7.304	20.83	19.61		63.57	6.67	-\$ 5.03	-0.64	68.22	44	
	ER584			19.361	7.201	20.83	22.35	15	61.47	5.00	\$ 357.11	45.56	120.31	7	
	ER585			18.331	6.812	20.83	21.96		63.99	6.67	\$ 245.79	31.36	105.96	14	
	ER586			18.594	5.243	20.83	24.71		63.06	6.67	\$ 207.38	26.46	102.50	18	
		51		98.967	43.930	122.92	133.73	15	377.55	36.67	\$ 930.77	118.75	691.82	2	





3587







3588





**Santa Gertrudis**

*Beefing up Australia*



THANK YOU TO THE SPONSORS  
& SUPPORTERS OF THE  
2022 SYDNEY ROYAL BEEF CHALLENGE

